

Once Upon a Time – Week 5

Make It: Magic Dancing Beans

Just like the magic beans in Jack and the Beanstalk, you can make your own! Dancing beans tutorial: <https://bit.ly/2TvZQoJ>

You will need:

- Dry beans (not cooked or canned)
- Clear carbonated soda
- A glass jar or cup

Fill a glass jar with the clear, carbonated soda. Repeat a spell, such as Tarantallegra (“ta-RON-ta-LEG-gra”). Add a handful of dry beans to the jar of soda. Children wave their wands around the jar as the magic beans dance.

Create It: Easy Witch/Wizard hat

You will need:

- ▽ Construction paper (enclosed)
- ▽ Magic shapes (enclosed)
- ▽ Scotch tape or glue stick

Fold the large construction paper as shown in the photos. Secure with tape or glue. Add shapes.



Step 1



Step 2



Step 3



Step 4-tape or glue together. Add magic shapes. Finished hat!

- Just for fun – Wear your wizard hat while reciting the Bad Lib Poetry you wrote (enclosed)

Write It: Happily Ever After

Do you ever wonder what happened after the “Happily Ever After”? Or what happened that made it so happy? Or maybe it wasn’t happy at all? Think of your favorite fairy tale that ends with “happily ever after” and write what happened after!

Read it: Bad Lib Poetry

Use the enclosed sheet to write your own limerick and nursery rhyme. Although most don’t start with once upon a time, they are very short and fun stories that can be magical!

Week 5 Book Suggestions

These books are available from the library. You can choose to read any book you like to participate in Summer Reading. It does not have to be from the library, and it does not have to be on an AR list.

You can put books on hold at www.andersonlibrary.org

- ♣ *Magical Mermaids* by Brian Swenlin
- ♣ *Harry Potter and the Chamber of Secrets* by J. K. Rowling
- ♣ *Heidi Heckelbeck has a secret* by Wanda Coven
- ♣ *Learn Magic* by Tim Sonfelt
- ♣ *Rival Magic* by Deva Fagan
- ♣ *Thimble Summer* by Elizabeth Enright
- ♣ *The Magician’s Nephew* by C. S. Lewis

Play It: Wizard Charades

This is a great game to play with other family members. Wear your wizard hat!

“Wizard, wizard
Please do tell
What did I become
When you cast your spell?”

The child who is the “wizard” puts the “magic hat” on another child. That child acts out an animal (such as a toad, snake or cat) or an object (such as a car, table, or spoon). The “wizard” then must guess what the child has turned into by watching the actions of the child he or she has cast the spell on.

Bad Lib Poetry

Limerick

There once was a _____ from _____ ,
(noun) (place)

Who liked to _____ in _____ .
(2-syllable verb) (place that rhymes with first place)

He/She/It started to _____ .
(verb)

And continued to _____ .
(verb that rhymes with last verb)

And finally _____ in _____ .
(2 syllable, past tense verb) (third rhyming place)

Nursery Rhyme

Old King _____ was a merry old _____ ,
(2 rhyming words—second word is a noun)


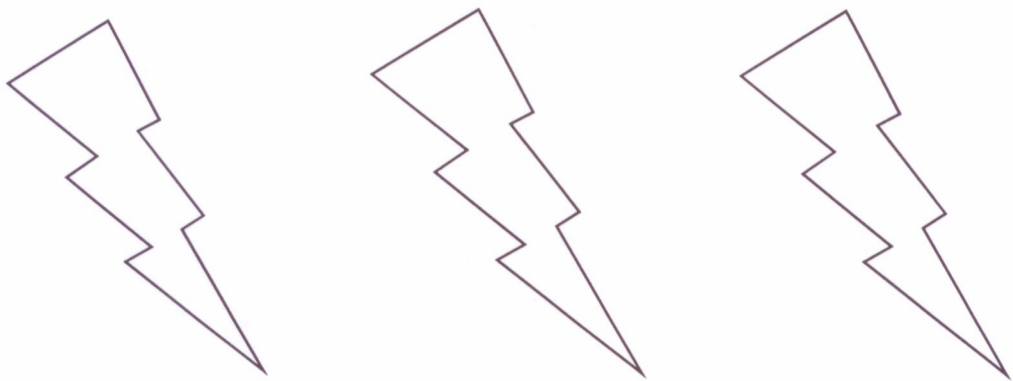

And a Merry Old _____ was he.
(same word as second above)

He called for his _____ ,
(noun)

And he called for his _____ ,
(noun that rhymes with second word in first line)

And he called for his _____ three.
(three syllable occupation)

Magic shapes to glue on hat



Books are magic!



Books are magic!